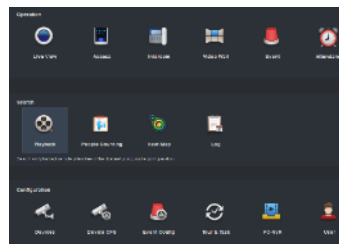


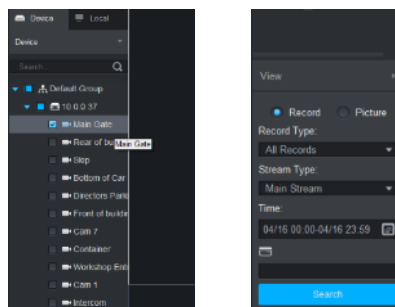
Dahua – Playback/Review CCTV Footage Via a PC



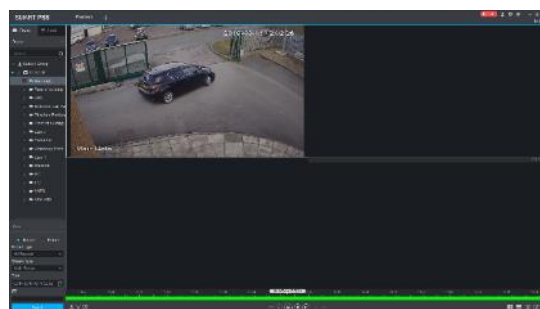
Open the Dahua software and type in your **Username** and **Password**. Click **OK**. On the Main Menu under the title Search, click the **Playback** button.



On the left-hand side, click the camera(s) and select the **Date** you wish to view. Press **Search**.



This will show a full day's worth of footage. Use the **scroll button** on your mouse to zoom hours into minutes, allowing you to select a clearer start time that you wish to view. Use the **Play**, **Pause** and **Stop** buttons to playback footage.



IF YOU REQUIRE ANY FURTHER ASSISTANCE WITH PLAYING BACK ANY CCTV FOOTAGE, PLEASE CALL OUR TECHNICAL SUPPORT TEAM ON 0113 281 2106, WHO WILL BE ABLE TO TALK YOU THROUGH HOW TO REVIEW FOOTAGE VIA A PC.